
















# Fertility Assistance Resulting in a Multiple Pregnancy

1. In what year did you become pregnant with your multiples? (If you have MORE THAN ONE SET of multiples, please fill out this questionnaire as it relates to the first set, then complete a second questionnaire for the second set.)			
		Response Percent	Response Count
2008		5.4%	6
<b>2007</b>		<b>33.3%</b>	37
2006		9.9%	11
2005		10.8%	12
2004		9.0%	10
2003		1.8%	2
2002		6.3%	7
2001		7.2%	8
2000		1.8%	2
1999		5.4%	6
1998		3.6%	4
1997		0.9%	1
1996		0.0%	0
1995		1.8%	2
1994		0.9%	1
1993		0.0%	0
before 1993		1.8%	2
		<b>answered question</b>	<b>111</b>
		<b>skipped question</b>	<b>0</b>




















**2. How old were you when you became pregnant with your multiples?**

		Response Percent	Response Count
20-24		0.9%	1
25-29		18.9%	21
<b>30-34</b>		<b>37.8%</b>	42
35-39		34.2%	38
40-45		6.3%	7
older than 45		1.8%	2
		<b>answered question</b>	<b>111</b>
		<b>skipped question</b>	<b>0</b>

**3. How many attempts did you make to become pregnant with fertility assistance?**

		Response Percent	Response Count
1		24.3%	26
2		17.8%	19
3		16.8%	18
4		9.3%	10
5		4.7%	5
6		3.7%	4
more than 6		23.4%	25
		<b>answered question</b>	<b>107</b>
		<b>skipped question</b>	<b>4</b>






4. In what city did you receive your fertility assistance?

		Response Percent	Response Count
Barrie		0.9%	1
Brampton		0.9%	1
Calgary		12.0%	13
Halifax		0.0%	0
Hamilton		2.8%	3
Kitchener		0.9%	1
London		13.9%	15
Markham		5.6%	6
Mississauga		3.7%	4
Moncton		0.9%	1
Montreal		2.8%	3
Newmarket		0.9%	1
Ottawa		6.5%	7
Saskatoon		16.7%	18
Scarborough		0.0%	0
Thornhill		0.0%	0
<b>Toronto</b>		<b>19.4%</b>	21
Vancouver		8.3%	9
Victoria		0.9%	1
Winnipeg		0.9%	1
Outside of Canada		4.6%	5
Other (please specify)		11.1%	12
		<b>answered question</b>	<b>108</b>
		<b>skipped question</b>	<b>3</b>





5. What year(s) did you receive your fertility assistance? (Please check all that apply.)




		Response Percent	Response Count
2008	<input type="checkbox"/>	3.9%	4
<b>2007</b>	<input checked="" type="checkbox"/>	<b>35.9%</b>	37
2006	<input checked="" type="checkbox"/>	29.1%	30
2005	<input checked="" type="checkbox"/>	28.2%	29
2004	<input checked="" type="checkbox"/>	30.1%	31
2003	<input checked="" type="checkbox"/>	12.6%	13
2002	<input checked="" type="checkbox"/>	14.6%	15
2001	<input checked="" type="checkbox"/>	18.4%	19
2000	<input checked="" type="checkbox"/>	8.7%	9
1999	<input checked="" type="checkbox"/>	11.7%	12
1998	<input checked="" type="checkbox"/>	6.8%	7
1997	<input checked="" type="checkbox"/>	7.8%	8
1996	<input checked="" type="checkbox"/>	2.9%	3
1995	<input checked="" type="checkbox"/>	3.9%	4
1994	<input checked="" type="checkbox"/>	2.9%	3
1993	<input checked="" type="checkbox"/>	1.9%	2
before 1993	<input checked="" type="checkbox"/>	3.9%	4
		<b>answered question</b>	<b>103</b>
		<b>skipped question</b>	<b>8</b>




**6. What type of physician assisted you? If more than one treatment, please indicate all that apply.**





		Response Percent	Response Count
General Practitioner		16.5%	17
Gynaecologist/Obstetrician (Not a Fertility Specialist)		44.7%	46
<b>Endocrinologist (Fertility Specialist)</b>		<b>75.7%</b>	78
Naturopathic Doctor specialising in fertility		12.6%	13
Other (please specify)		15.5%	16
		<b>answered question</b>	<b>103</b>
		<b>skipped question</b>	<b>8</b>

**7. What type of fertility assistance did you receive? Please indicate all that apply, and feel free to share specific comments about your personal journey under "other" below.**

		Response Percent	Response Count
fertility counselling (nutritional, timing, etc.)		27.2%	28
naturopathic or holistic		15.5%	16
<b>drugs to increase fertility</b>		<b>80.6%</b>	83
IVF		62.1%	64
		Other (please specify)	37
		<b>answered question</b>	<b>103</b>
		<b>skipped question</b>	<b>8</b>

8. In your IVF treatment(s), please indicate how many embryos were transferred?			Response Percent	Response Count
1			0.0%	0
2			60.3%	38
3			31.7%	20
4			7.9%	5
additional comments (optional)				17
<b>answered question</b>				<b>63</b>
<b>skipped question</b>				<b>48</b>

9. Whose decision was this?			Response Percent	Response Count
our decision			6.2%	4
our specialist's			24.6%	16
<b>we decided together</b>			69.2%	45
<b>answered question</b>				<b>65</b>
<b>skipped question</b>				<b>46</b>

10. Was there a specific reason why you chose this number? If yes, please indicate why. (Check all that apply.)			Response Percent	Response Count
to save money			3.1%	2
wanted twins or more			4.7%	3
<b>recommended by specialist or clinic</b>			78.1%	50
Other (please specify)			35.9%	23
<b>answered question</b>				<b>64</b>
<b>skipped question</b>				<b>47</b>

**11. Before you conceived your multiples, did you receive information about the risks of a multiple pregnancy for yourself and the potential health concerns for the babies?**

		Response Percent	Response Count
yes		71.8%	74
no		28.2%	29
<b>answered question</b>			<b>103</b>
<b>skipped question</b>			<b>8</b>





**12. How did you receive this information? (Please check all that apply.)**

		Response Percent	Response Count
print material		54.1%	40
<b>brief discussion</b>		<b>82.4%</b>	61
special counselling		21.6%	16
Other (please specify)		17.6%	13
<b>answered question</b>			<b>74</b>
<b>skipped question</b>			<b>37</b>






**13. How satisfied were you with the information you received about the possible risks associated with a multiples pregnancy?**

		Response Percent	Response Count
not at all satisfied		1.4%	1
somewhat satisfied		16.4%	12
<b>satisfied</b>		<b>49.3%</b>	36
very satisfied		32.9%	24
<b>answered question</b>			<b>73</b>
<b>skipped question</b>			<b>38</b>



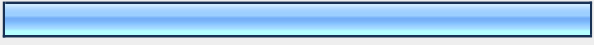



**14. Please describe the outcome of your pregnancy.**

		Response Percent	Response Count
twins		70.4%	69
triplets		27.6%	27
quadruplets		1.0%	1
quintuplets		1.0%	1
		<b>answered question</b>	<b>98</b>
		<b>skipped question</b>	<b>13</b>







**15. How many did you give birth to?**

		Response Percent	Response Count
0		0.0%	0
1		1.1%	1
2		70.7%	65
3		26.1%	24
4		1.1%	1
5		1.1%	1
		<b>answered question</b>	<b>92</b>
		<b>skipped question</b>	<b>19</b>






**16. How many survived the first year?**

		Response Percent	Response Count
0		4.5%	4
1		3.4%	3
2		64.8%	57
3		25.0%	22
4		1.1%	1
5		1.1%	1
<b>answered question</b>			<b>88</b>
<b>skipped question</b>			<b>23</b>





**17. AFTER you became pregnant with your multiples, did you receive counselling of any kind? What information did you receive? (Please check all that apply.)**







		Response Percent	Response Count
risks associated with carrying multiples		58.0%	58
potential health concerns for the babies		53.0%	53
best practices of multiple pregnancies		33.0%	33
family dynamics and issues related to parenting multiples		18.0%	18
no further information specific to the multiples pregnancy		27.0%	27
Other (please specify)		21.0%	21
<b>answered question</b>			<b>100</b>
<b>skipped question</b>			<b>11</b>





**18. How did you receive this information? (check all that apply)**

		Response Percent	Response Count
did not receive any special information		21.1%	20
print material		34.7%	33
<b>brief discussion</b>		<b>61.1%</b>	58
special counseling		14.7%	14
Other (please specify)		20.0%	19
		<b><i>answered question</i></b>	<b>95</b>
		<b><i>skipped question</i></b>	<b>16</b>






**19. How satisfied were you with the information you received and the manner in which you received it?**

		Response Percent	Response Count
not at all satisfied		20.0%	19
somewhat satisfied		29.5%	28
<b>satisfied</b>		<b>36.8%</b>	35
very satisfied		13.7%	13
		<b><i>answered question</i></b>	<b>95</b>
		<b><i>skipped question</i></b>	<b>16</b>

20. Were you given any additional referrals? If yes, to which organization(s)?			Response Percent	Response Count
Infertility Awareness Association of Canada			1.1%	1
Another medical specialist			26.1%	24
Multiples-specific prenatal classes			16.3%	15
Multiple Births Canada			22.8%	21
Any other multiple births group or chapter (pls specify under "other" below)			19.6%	18
<b>No additional referrals</b>			<b>44.6%</b>	<b>41</b>
		Other (please specify)		27
		<b>answered question</b>		<b>92</b>
		<b>skipped question</b>		<b>19</b>

21. How satisfied were you with the referral(s) given?			Response Percent	Response Count
not at all satisfied			20.0%	16
somewhat satisfied			18.8%	15
<b>satisfied</b>			<b>33.8%</b>	<b>27</b>
very satisfied			27.5%	22
		<b>answered question</b>		<b>80</b>
		<b>skipped question</b>		<b>31</b>

22. After you got pregnant, were you asked to consider a multi-fetal reduction? Did you receive any counseling to help you make this decision?			
	yes	no	Response Count
asked to consider	18.0% (18)	82.0% (82)	100
received counseling	4.1% (3)	95.9% (71)	74
	<i>answered question</i>		<b>100</b>
	<i>skipped question</i>		<b>11</b>

23. How satisfied were you with the counseling?			
		Response Percent	Response Count
not at all satisfied		2.5%	1
somewhat satisfied		5.0%	2
satisfied		10.0%	4
very satisfied		7.5%	3
<b>did not receive counselling</b>		75.0%	30
	<i>answered question</i>		<b>40</b>
	<i>skipped question</i>		<b>71</b>

**24. For each statement below, please rate your current feelings overall about the counseling you received from your fertility specialist/clinic.**

	<b>strongly disagree</b>	<b>disagree</b>	<b>agree</b>	<b>strongly agree</b>	<b>Response Count</b>
They seemed concerned that I make the right decisions for my babies.	5.6% (5)	11.2% (10)	<b>55.1% (49)</b>	28.1% (25)	89
They seemed concerned that I make the right decisions for my health.	4.5% (4)	5.6% (5)	<b>58.4% (52)</b>	31.5% (28)	89
They seemed concerned that I make the right decisions for my family.	4.5% (4)	16.9% (15)	<b>52.8% (47)</b>	25.8% (23)	89
They provided me with literature relevant to my situation.	16.7% (15)	<b>35.6% (32)</b>	30.0% (27)	17.8% (16)	90
They provided me with opportunities to discuss the potential impact of a multiples pregnancy.	13.3% (12)	<b>35.6% (32)</b>	32.2% (29)	18.9% (17)	90
They stressed the long-term medical implications of a multiples pregnancy.	11.2% (10)	<b>43.8% (39)</b>	23.6% (21)	21.3% (19)	89
They handled my fertility needs professionally.	4.3% (4)	3.2% (3)	41.9% (39)	<b>50.5% (47)</b>	93
They did everything right.	8.0% (7)	19.3% (17)	<b>51.1% (45)</b>	22.7% (20)	88
Additional comments (optional)					32
<b>answered question</b>					<b>93</b>
<b>skipped question</b>					<b>18</b>

**25. Do you think your fertility specialist/clinic needs to know more about the risks of a multiple pregnancy?**

		<b>Response Percent</b>	<b>Response Count</b>
yes		33.7%	33
no		<b>34.7%</b>	34
not sure		31.6%	31
<b>answered question</b>			<b>98</b>
<b>skipped question</b>			<b>13</b>

26. Please share any additional information and/or thoughts with us about your fertility journey.

		Response Count
		55
	<i>answered question</i>	55
	<i>skipped question</i>	56